
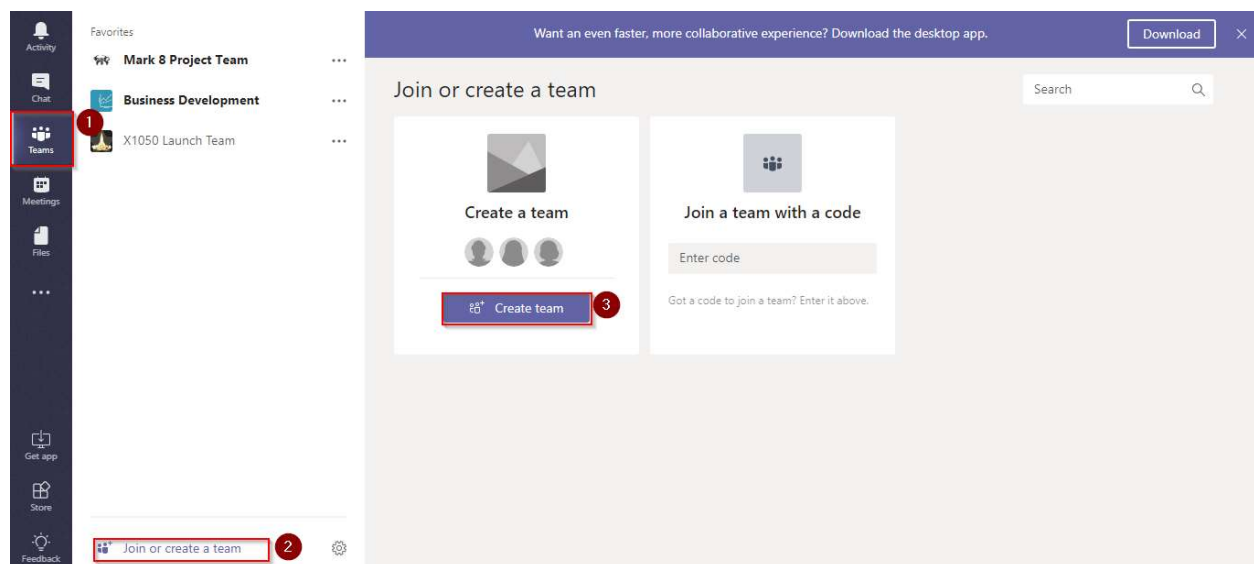


Kaip pridėti Office 365 grupę į Teams?

1. Prisijunkite prie <http://portal.office.com> ir meniu pasirinkite **Teams** programėlę;



2. Meniu juostoje pasirinkite **Teams** (1), spauskite **Join or create a team** (2) ir pasirinkite **Create a team** (3);



3. Pasirinkite **Create a team using an existing Office 365 group**;

Create a team using an existing team as a template

Create a team from an existing Office 365 group



Cancel


Next


4. Pasirinkite norimą Office 365 grupę, kurią norite įtraukti į Teams (1) ir spauskite **Choose team** (2)


Choose your team


Office 365 groups (of less than "2500" people) can have the functionality of Microsoft Teams added without changing the existing group in Outlook, SharePoint or other workloads.


1   Marketing

 Engineering

 Product Launch Event

 IT

 Video Production

 Electronic Events

Cancel Back 2 **Choose team**